



CERTIFICATE IN ENGLISH LANGUAGE TEST for Partners / Spouses – A1

CIELT-A1

CIELT-A1 for partners/spouses consists of two parts:

- Listening
- Speaking

Listening constitute the paper-based element of CIELT-A1 and typically take 15 – 20 minutes. The speaking takes up to 10 minutes (per candidate) and is conducted following the paper-based element. Candidates enter the speaking part individually, usually in alphabetical order.

For the Listening test you will be given opportunity to preview the questions for each section or segment before you hear the recording. Section by section, you will be told which group of questions to look at and you should focus on those questions and read them carefully and try to anticipate the answers – doing this will help you to listen for the answers more effectively. As the recording is playing, continue to focus on the questions as you listen carefully, and quickly mark or scribble your answers on the Question Sheet (remember you will hear each segment twice so do not panic if you miss an answer – stay focussed and listen). At the end of the listening you will be allowed ten minutes to transfer your final answers to the Listening Answer Sheet (this is what the examiner will mark).

The Speaking test is short and sweet, but nonetheless you must be prepared to speak and you must make every effort to speak. The test is designed to give you the opportunity to show how well you can speak English and you will be assessed on the spoken language you produce. It is important therefore that you not merely answer the questions but that you speak as much and as confidently as you possibly can, using full sentences and with a determination to communicate effectively.



LISTENING QUESTION PAPER

The listening part consists of three sections.

Before each section you will be given some time to look at the instructions and questions.

(You should use this opportunity to think about the questions so that you are clear about what is expected of you and possibly anticipate the answers. You will then be able to listen to the recording more effectively).

Answer the questions as you listen and quickly mark your answers on this Question Paper. At the end of the recordings you will be given time to transfer your answers to the Listening Answer Sheet.

You will hear each recording twice.

Section 1 Questions 1-12

Listen and complete the table below with the correct information.

1	Speaker's Full Name
3	Hometown
3	Nationality
4	Father's work
5	Mother's work
6	Age
7	Family

8	Number of A-levels
9	Sports and hobbies
	(at least three)
10	Latest book read
11	Favourite website
12	Pet's name



SECTION 2

Questions 13-22

Listen and choose the correct answer: a, b, or c.

- | | | | |
|-----|---------------|-----------------|----------------|
| 13. | a. 1915 | b. 1916 | c. 1950 |
| 14. | a. 2:15 | b. 12:15 | c. 12:50 |
| 15. | a. £16 | b. £17 | c. £70 |
| 16. | a. swimming | b. skiing | c. running |
| 17. | a. England | b. Holland | c. Ireland |
| 18. | a. October | b. November | c. December |
| 19. | a. 22 | b. 30 | c. 32 |
| 20. | a. B | b. C | c. S |
| 21. | a. not cooked | b. under cooked | c. over cooked |
| 22. | a. peas | b. peanuts | c. walnuts |

SECTION 3

Questions 23-27

Listen to this conversation and read the statements. Decide which are True (T) and which False (F).

- | | | | | |
|--|---|--------------------------|---|--------------------------|
| 23. They are talking about the weather in the UK. | T | <input type="checkbox"/> | F | <input type="checkbox"/> |
| 24. The weather in Scotland is sunny. | T | <input type="checkbox"/> | F | <input type="checkbox"/> |
| 25. Wales will have rain in the afternoon. | T | <input type="checkbox"/> | F | <input type="checkbox"/> |
| 26. Today's average temperature will be 40° Celcius. | T | <input type="checkbox"/> | F | <input type="checkbox"/> |
| 27. Tomorrow is expected to be sunny. | T | <input type="checkbox"/> | F | <input type="checkbox"/> |

Now transfer all your answers, neatly and accurately, to the LISTENING ANSWER SHEET



LISTENING Answer Key

Section 1


In Section 1, write your answer clearly in CAPITAL LETTERS and/or NUMBERS.











		Office use only
1.	HANS GRUBEL	<input type="radio"/> <input type="radio"/>
2.	HAMBURG	<input type="radio"/> <input type="radio"/>
3.	GERMAN {/GERMANY}	<input type="radio"/> <input type="radio"/>
4.	(A) PHOTOGRAPHER	<input type="radio"/> <input type="radio"/>
5.	(A) NURSE	<input type="radio"/> <input type="radio"/>
6.	NINETEEN / 19	<input type="radio"/> <input type="radio"/>
7.	1 SISTER AND 2 BROTHERS	<input type="radio"/> <input type="radio"/>
8.	FIVE / 5 (A-levels)	<input type="radio"/> <input type="radio"/>
9.	{any three of} FOOTBALL, TABLE-TENNIS, READING, INTERNET, FILMS, ACTING	<input type="radio"/> <input type="radio"/>
10.	SMART CHOICES	<input type="radio"/> <input type="radio"/>
11.	(WWW.)ENGLISHPAGE.COM	<input type="radio"/> <input type="radio"/>
12.	SAM	<input type="radio"/> <input type="radio"/>



Section 2


In Section 2, mark ONE letter for each question.






Mark A, B or C with a tick (✓), or shade in the corresponding rectangle ().

			Office use only		
13.	A 	B <input type="checkbox"/>	C <input type="checkbox"/>	<input type="radio"/>	<input type="radio"/>
14.	A <input type="checkbox"/>	B 	C <input type="checkbox"/>	<input type="radio"/>	<input type="radio"/>
15.	A <input type="checkbox"/>	B <input type="checkbox"/>	C 	<input type="radio"/>	<input type="radio"/>
16.	A 	B <input type="checkbox"/>	C <input type="checkbox"/>	<input type="radio"/>	<input type="radio"/>
17.	A <input type="checkbox"/>	B 	C <input type="checkbox"/>	<input type="radio"/>	<input type="radio"/>
18.	A <input type="checkbox"/>	B 	C <input type="checkbox"/>	<input type="radio"/>	<input type="radio"/>
19.	A <input type="checkbox"/>	B <input type="checkbox"/>	C 	<input type="radio"/>	<input type="radio"/>
20.	A <input type="checkbox"/>	B 	C <input type="checkbox"/>	<input type="radio"/>	<input type="radio"/>
21.	A <input type="checkbox"/>	B <input type="checkbox"/>	C 	<input type="radio"/>	<input type="radio"/>
22.	A <input type="checkbox"/>	B 	C <input type="checkbox"/>	<input type="radio"/>	<input type="radio"/>

Section 3

In Section 3, mark EITHER True or False for each question.

Mark True or False with a tick (✓), or shade in the corresponding rectangle ().

			Office use only	
23.	True 	False <input type="checkbox"/>	<input type="radio"/>	<input type="radio"/>
24.	True <input type="checkbox"/>	False 	<input type="radio"/>	<input type="radio"/>
25.	True 	False <input type="checkbox"/>	<input type="radio"/>	<input type="radio"/>
26.	True <input type="checkbox"/>	False 	<input type="radio"/>	<input type="radio"/>
27.	True 	False <input type="checkbox"/>	<input type="radio"/>	<input type="radio"/>



SPEAKING PART

PART I

The interlocutor asks the candidate different personal information, for example, his/her home, work or studies and other familiar topics.

Sample questions:

What is your favourite?

- *Food*
- *Place*

What do you like most about your job?

What do you like to do in your spare time?

PART 2

In this part the interlocutor gives candidate some photographs and asks him/her questions based on these visuals.

For example:

What is a man in the picture doing?

Where is he?

What is he wearing?

Would you say he's happy? If yes, why do you think so?

